

Plant List					
Sym	Qty	Botanical/ Common Name	Size	Native	*Drought Tolerance
BS	10	Bursera simaruba / Gumbo Limbo	10' Ht. x 5' Spr., 2" DBH	Yes	V
LI	9	Lagerstroemia indica / Crape Myrtle 'Muskogee'	10' Ht. x 5' Spr., 2" DBH, Single Trunk	No	M
QV	7	Quercus virginiana/ Live Oak	12' Ht. x 5' Spr., 3" DBH	Yes	V
PR	1	Phoenix roebelenii / Pigmy Date Palm	6' OA Ht., Triple Trunk	No	M
CI	94	Chrysobalanus icaco/ Cocoplum	24" x 24", 24" O.C.	Yes	M
DT	87	Dianella tasmanica/ Blueberry Flax Lily	18" x 18", 18" O.C.	No	M
FM	10	Ficus microcarpa /Green Island/ Green Island	16" x 16", 24" O.C.	No	M
HP	24	Hamelia patens 'Compacta' / Firebush	24" x 24", 24" O.C.	Yes	V
MF	44	Myrcianthes fragrans/ Simpson's Stopper	24" x 24", 24" O.C.	Yes	V
RU	40	Ruellia brittoniana 'Purple Showers' / Ruellia	18" x 18", 24" O.C.	No	M
Sod		St Augustine 'Floratum'			
Mulch		Shredded Melaleuca or Eucalyptus			

* Drought tolerance V= Very drought tolerant M = Moderate drought tolerance (per S. FL Water Management District)

Existing Trees

Symbol	Qty	Common Name	Size	Work to be Done
A	1	Strangler fig	15' Ht x 12' Spr, multi trunk	To be removed
B	1	Soitaire palm	13' Ht x 6' Spr, 3" dbh	To be removed
C	1	Soitaire palm	12' Ht x 6' Spr, 3" dbh	To be removed
D	1	Roebelenii palm	13' Ht x 8' Spr, 4" dbh	To be removed

Landscape Requirements

Zoning IM-3

Code Requirement	Calculation	Qty Required	Qty Provided
VUA trees	18,980 s/f / 1000 s/f	19	19
Street trees	116' H / 50'	3	3
Native trees	80% x 26	16	17
Native shrubs	40% x 310	124	160

NOTES:
SOD AND IRRIGATE TO EDGE OF WALK.



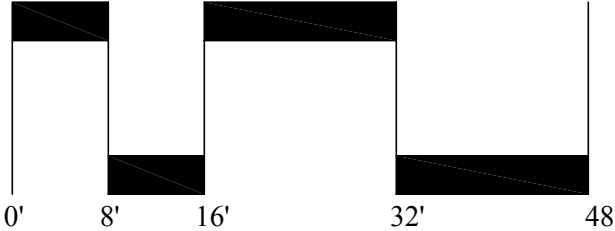
REMOVE ALL BRAZILIAN PEPPER AND ALL OTHER NUISANCE EXOTICS FROM SITE.

General Notes:

- All plant material shall be Florida No. 1 or better as given in the current Grades and Standards for Nursery Plants, 2nd Edition, February 1998, Florida Department of Agriculture and Consumer Services, Division of Plant Industry. Co-dominant trees and trees with bark inclusion will not be accepted.
- All plant materials shall be subject to inspection and approval by the Landscape Architect at place of growth and upon delivery for conformity to specification.
- All plants shall be true to species and variety and shall conform to measurements specified.
- All plants shall be exceptionally heavy, symmetrical, tight knit and so trained in appearance as to be superior to form, branching and symmetry.
- Contractor shall notify S.U.N.S.H.I.N.E. (1-800-432-4770) for locations of existing utility lines 48 hours prior to beginning work. Contractor shall verify location of all utility lines and easements prior to commencing any work. Excavation in the vicinity of underground utilities shall be undertaken with care and by hand, if necessary. The Contractor bears full responsibility for this work and disruption or damage to utilities shall be repaired immediately at no expense to the Owner.
- Grade 54, Arsenic Free, shredded Melaleuca or Eucalyptus minimum 3" deep, shall be used in all mass planting beds and for individual tree pits. All trees shall have a mulch ring with a minimum depth of 3" and a diameter of 3'-4" around their base. All mulch shall be kept 2" from the base of all plant material. Mulch beds shall be a minimum of 12" wider than plants measured from outside edge of foliage.
- Sod shall be St. Augustine solid and free of weeds, insects, fungus and disease, laid with alternating and abutting joints.
- All tree excavation pits shall be a minimum of 2 times the size of the rootball and planting soil must be clean. All trees and shrubs shall be backfilled with a suitable planting soil consisting of 50 percent sand and 50 percent approved compost. (Note: Field observation and soil analysis may require a different soil composition to be provided.) All plant materials shall be planted with a minimum of six to twelve inches of this planting soil around and beneath the root ball. Refer to planting details. Planting beds and planting soil shall be free from road, pea, egg, or colored rock, building materials, debris, weeds, noxious pests and disease.
- All sodded areas to have a minimum of 2" of planting soil as described in note #9.
- All trees shall be warranted by the Contractor and will be healthy and in flourishing condition of active growth on year from date of final acceptance.
- All shrubs, groundcovers, vines and sod shall be fully warranted for 1 year under same condition as above.
- All synthetic burlap, synthetic string or cords or wire baskets shall be removed before any trees are planted. All synthetic tape shall be removed from trunks, branches, etc., before inspection. The top 1/3 of any natural burlap shall be removed or tucked into the planting hole before trees are backed filled. Planting soil to be backfilled into plant pits by washing in.
- All trees, palms and other plants shall be planted with the top of their root balls no deeper than the final grade surrounding the planting area. Root balls may be planted up to 10% above grade.
- In areas where paved surfaces abut sod or mulch, the final grade level of both surfaces should be even.
- All planting shall be installed with fertilizer and/or fertilizer tablets at time of planting.
- All planting shall be installed in a sound, workmanlike manner and according to good planting procedures. Installation shall include watering, weeding, fertilizing, mulching, selective pruning, and removal of refuse and debris on regular basis so as to present a neat and well kept appearance at all times.
- All landscape and sod area shall have an automatic irrigation system installed. Coverage should be 100% overlap to all landscape and sod areas and spray onto hardscap is not permitted. Sodded areas and shrub/groundcover beds should be on separate irrigation zones for a more efficient system. Irrigation system shall be installed with a rainswirlh device.
- All landscape shall be installed in compliance with all local codes.
- The plan shall take precedence over the plant list, should there be any discrepancy between the two.
- Any plant substitutions must be approved by the City of Hollywood prior to installation.



Scale: 1/16" = 1'-00"



GUTIERREZ
& LOZANO
ARCHITECTS

2830 W. STATE ROAD 84, SUITE 117
FT. LAUDERDALE, FL. 33312
PHONE: (954) 321-3442
FAX: (954) 321-3864

REVISIONS

Kimberly Moyer, RLA
Landscape Architecture
(954) 492-9609

Lic. No. #LA0000952

NEW BUILDING:
AIRPORT PET LODGE

AT:
2604 Federal Highway
Hollywood, Florida

SHEET TITLE :

LANDSCAPE PLAN

SCALE: 1/16" = 1'-0"

JOB No.:

DATE: 7/12/11

SHEET

L-1

OF

PET LODGE